


HIMALAYA PUBLIC SR. SEC. SCHOOL

HOLIDAY HOMEWORK

CLASS – NURSERY

"SUMMER VACATION IS THE PERIOD TO UTILIZE YOUR LEISURE TIME TO HONE YOUR SKILLS WHILE YOU ENJOY."



Summer vacation is synonymous with fun, frolic, getting up late in the morning, playing for longer hours with friends, exploring new places and watching fun-filled shows on television. But there is a lot more you can do to make your vacation more interesting and meaningful. Keeping this in mind, we have designed interesting projects and assignments for children, to be completed during the holidays. This would encourage in-depth learning, strengthen concepts and prepare ground for improved academic output.

As parents, kindly motivate and lend support to your children and ensure that they complete the given work well-in-time and to their best ability. Your encouragement can actually make a huge difference. We would highly appreciate if you encourage children to do the work on their own.

"HAPPY HOLIDAYS"

SUGGESTIONS FOR PARENTS:

- "ONE HOUR DAILY" PROGRAMME.
Teach your children for one hour every day. Spend quality time with your wards.
- Inculcate good habits in them and enable them to become independent by assigning them responsibilities such as helping you in the household activities.
- Help them to imbibe feelings of empathy, affection and tolerance. Allow them to take care of their younger brother/sister and elders in the family.
- Encourage them to spend some time in reading school books/story books or newspaper.
- Converse with your wards in English.
- Help your children to improve their handwriting by making them write one page of English and one page of Hindi every day.
- Develop a habit of eating meals together without any gadgets i.e. mobiles, television, laptop or computer.
- Take your wards for outings and have fun together.

So, spend your vacation in an environment filled with fun, frolic and learning.

Have an enjoyable Summer Break!!!

See you all on _____.

All the written work to be done in new three in one practise copy

English- Practise two pages of each letters(L,T,I,F,E,H,V,A,X) in notebook .

Hindi- Practise two pages of each swar (अ, आ) in notebook.

Maths- Practise two pages of each numbers (1,2,3,4,5) in notebook.

Learn lines on Myself.

My name is _____.

I am a boy/girl.

I read in Nursery Class.

My School's Name is Himalaya Public School.

Learn the following :-

Days' Names

(Monday, Tuesday, Wednesday, Thursday, Friday, Saturday, Sunday)

Fruits' Names


(Apple, Mango, Banana, Papaya, Litchi)

Vegetables' Names

(Onion, Potato, Tomato, Ladyfinger, Brinjal)

Colours' Names


(Red, Blue, Yellow, Green, Black)



YUMMY FOR TUMMY

Get creative and make a table mat on A-3 size pastel sheet. Write your ward's name using ear-bud printing in the centre and paste pictures of food articles/items which he/she loves to eat around it. Also give it a caption "I love to eat".

Example : As shown below-



NOTE :- Get it laminated from a shop only.

On the A-3 size sheets, make cut-outs of objects related to the theme given to you according to your child's roll no using finger/thumb/fist printing, vegetable printing, cotton/sponge dabbing, tearing and pasting etc to complete or colour the picture. Roll no. wise list given below



ROLL NO	TOPICS
1 TO 3	Make 1 beautiful chart on Independence Day
4 TO 6	Make 1 beautiful chart on Raksha Bandhan
7 TO 9	Make 1 beautiful chart on Janmashtami
10 TO 13	Make 1 beautiful chart on Dussehra
14 TO 16	Make 1 beautiful chart on Diwali
17 TO 19	Make 1 beautiful chart on Christmas
20 TO 23	Make 1 beautiful chart on any fruit/vegetable/transport/seasons



CALM CORNER

How Do You Feel Today?



Happy



Sad



Angry




Scared



Silly



Excited



Surprised




Shy



Embarrassed

DO PAPER CRUMBLING IN TREE.






NAME: _____

CLASS: _____


DATE: _____

BIG & SMALL

Color Big object with red and Small with blue.



DO LADYFINGER PAINTING IN UMBRELLA.



Circle the shorter picture in each box. Color them

Name _____

